

ACCESSING WAKE ID AND EDUCATIONAL APPS

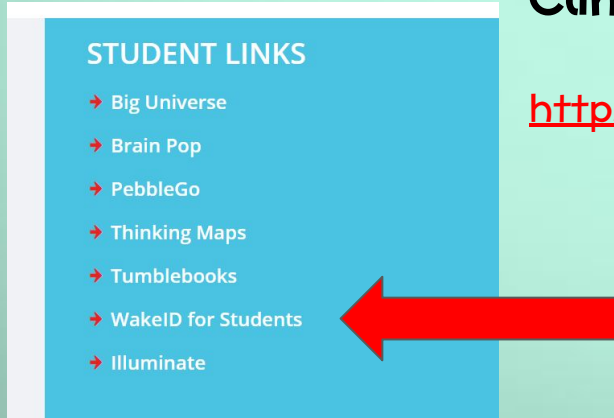
Go to the Morrisville Elementary website

<https://www.wcpss.net/morrisvillees>

Scroll down to the right side on the web page and you will see Student Links. Click WakeID for Students.

Click link for video instructions.


<https://www.youtube.com/watch?v=pCfLkVzYlil&feature=youtu.be>



My Drive - Google Drive | Morrisville Elementary School / H | WakelD Portal

wakeid.wcpss.net/idp/AuthnEngine#/authn

Apps | Untitled presentati... | Math PD | Brooklyn Duo Radi...



WAKE COUNTY PUBLIC SCHOOL SYSTEM

Enter your WakelD credentials to Log In

Select User Type


- Select User Type
- Staff
- Student**

Scan QR Code (K-2 Only) >

Students do not need to claim their WakelD account. WCPSS Staff must claim their WakelD account prior to their first login. Need help? Visit <http://mywakeid.wcpss.net>.

Claim My Account

Use the drop down box to choose student. Then, type in child's wake id number also known as lunch # and password. They created their own password. If they do not remember and need help, let me know and I can reset passwords.



This is what your child should see when they log in to their Wake ID. Here they can access Dreambox, Education Galaxy, Brainpop/Brainpop jr videos, and Google Classroom.

https://www.youtube.com/watch?v=-zp_2ZBmOrE&feature=youtu.be